

Model 3614 RS - II

TELEHANDLER

Europe **JLG**



Performance

Rated Capacity	3600 kg
Maximum Lift Height	14 m
Load at Max Height	3000 kg
Load at Max Reach	900 kg
Frame Leveling	10°
Lift Speed (boom retracted)	
Up	15.9 sec
Down	11.6 sec
Boom Speed (extended/retracted)	
Extended	15.1 sec
Retracted	14.7 sec
Max. crowd	3.5 sec
Max. dump	2.5 sec
Top Travel Speed	19 km/h
Engine:	55.4kW 3 speed
Breakout force	72 kN
Outside Turning Radius (over tyres)	3.81 m
Operating Weight	9880 kg

Standard Specifications

Engine

Make and Model	Deutz TCD 3.6 L4
No. of Cylinders	4
Displacement	3.6 L
Standard engine gross power	55.4kW
Maximum torque at 1300 RPM	405Nm
Fuel Tank Capacity	150 L

Transmission

- 3 speed forward and reverse Power shift. (1st: 5 km/h, 2nd: 9 km/h, 3rd: 19 km/h)

Axles

- Trunnion mounted planetary steer axles
- High bias limited slip differential on front axle
- Integral steer cylinder

Brakes

- Service brakes are inboard, wet disc brakes on front and rear axle
- Internal wet disk on front axle
- Service brakes servo assisted
- Park brake-mechanical on front axle

Tyres

- Standard Mitas 15.5/80-24 16ply

Cab

- EROPS and FOPS fully glazed all weather cab
- 2 way adjustable mechanical suspension seat

Steering 4-Wheel

- Power steering with steering wheel spinner
- Two wheel/four wheel/crab steer with push button select facility

Instruments

- Maintenance indicator
- Fuel gauge
- Hour meter
- Water temperature gauge
- Right-hand tilt and sway lever
- Boom lift and crowd on single joystick

Hydraulic System-Implement

Capacity	100 L
----------	-------

- Pump type: Gear pump
- Maximum pump flow 100 L/min
- Auxiliary hydraulic flow - intermittent 100 L/min

Accessories & Options

- Air conditioning (optional)
- Frame leveling
- Road lights
- Rear retrieval hitch (optional)
- Stabilisers
- Rotating beacon (optional)
- Load stability indicator (LSI)
- Roof Wiper
- Cab work lights

Attachments

Standard:	
Standard carriage	4000 kg
Standard coupler	Mechanical coupler
Pallet fork (4000 kg)	1200 mm x 60 mm x 100 mm

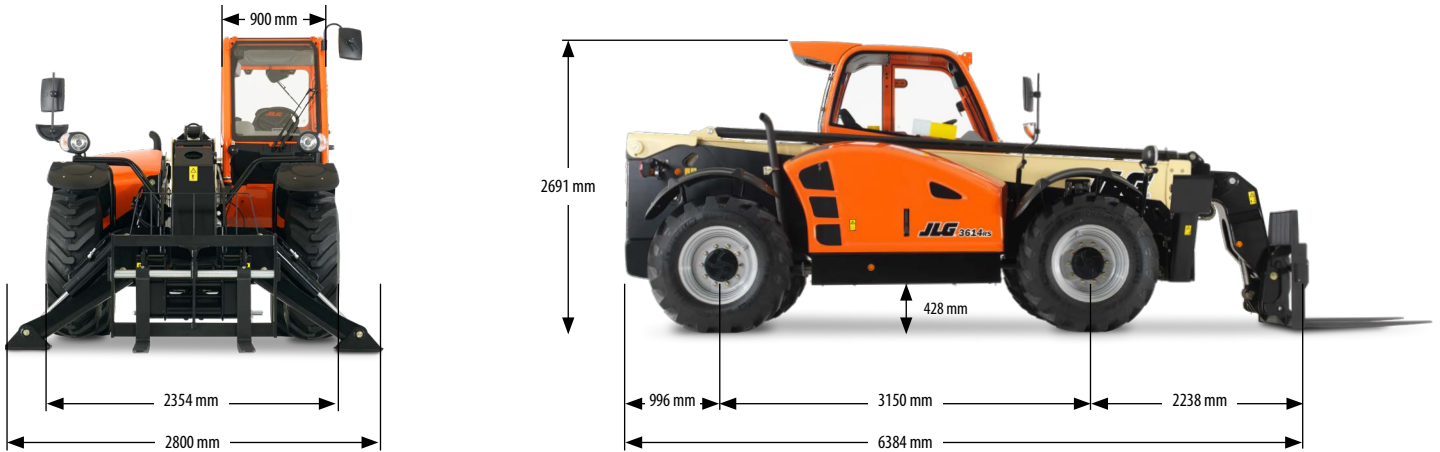
Optional:	
Digging Bucket	2.45 m, 0.8 m ³
4-1 Bucket	2.4 m, 1.0 m ³
Light material bucket	2.45m, 1.8m ³

Lifting Hook	4000 kg
Truss Boom	3.4 m, 1000 kg

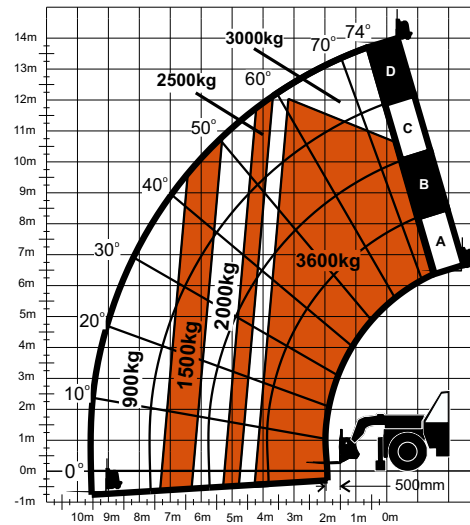
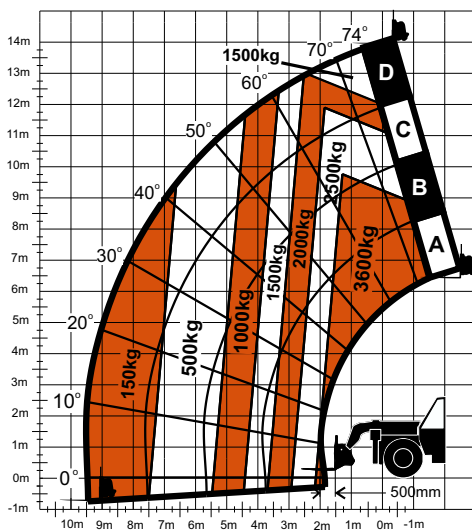


Model 3614 RS - II TELEHANDLER

Dimensions



Load Chart and Dimensions



IMPORTANT

All dimensions are approximate. Rated lift capacities shown are with machine equipped with carriage and pallet forks. The machine must be level on a firm surface with undamaged, properly inflated tyres. Machine specifications and stability are based on rated lift capacities at specific boom angles and boom lengths. (If specifications are critical, the proposed application should be discussed with your dealer.) DO NOT exceed rated lift capacity loads, as unstable and dangerous machine conditions will result. DO NOT tip the machine forward to determine the allowable load.

Use only JLG approved attachments with proper material handler model/attachment load capacity charts displayed in the operator's cab.

Due to continuous product improvements, JLG Industries reserves the right to make specification and/or equipment changes without prior notification.



JLG Industries, Inc.

Polaris Avenue 63
2132 JH Hoofddorp
The Netherlands
Tel: +31 (0)23 565 5665
Fax: +31 (0)23 557 3750
www.jlgeurope.com

An Oshkosh Corporation Company